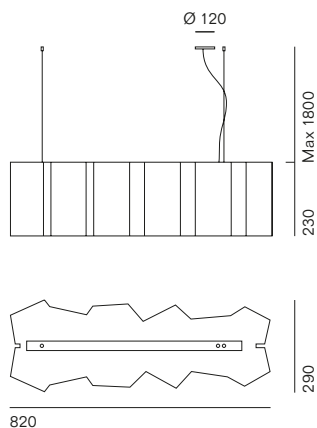




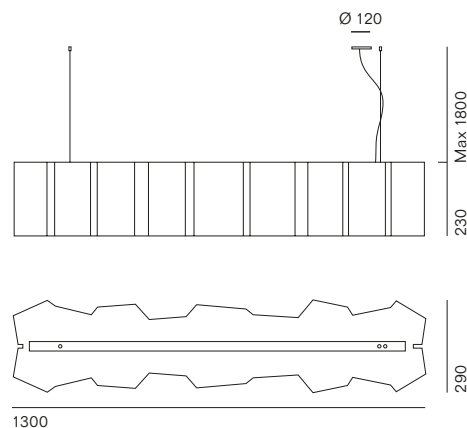
Famiglia di lampade progettate da Enrico Franzolini, con effetti ottici creati dalla superficie del diffusore. L'acciaio inox a specchio "Super Mirror" esalta la luminosità della fonte quando la lampada è accesa e riflette la luce nell'ambiente a luce spenta.

A family of lamps designed by Enrico Franzolini with optical effects created by the diffuser's surface. The reflecting, "Super Mirror" stainless steel exalts the brightness of the source when the lamp is on and reflects the light in the room when off.

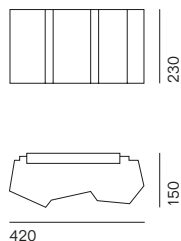
A



B




C



Prodotto Product	Tipologia Type	Lampadine consigliate Suggested light bulbs	Attacco Socket	Volt
Fold	Sospensione	• 2 Fluorescenti lineari / Linear fluorescent T5 24 W / 830	G 5	220 / 240
A	Pendant	• 2 Fluorescenti lineari / Linear fluorescent T5 24 W / 830	G 5	110 / 120
Fold	Sospensione	• 2 Fluorescenti lineari / Linear fluorescent T5 54 W / 830	G 5	220 / 240
B	Pendant	• 2 Fluorescenti lineari / Linear fluorescent T5 54 W / 830	G 5	110 / 120
Fold	Applique	• 2 Fluorescenti / Fluorescent 30 W	E 27	220 / 240
C	Wall	• 2 Led 21 W	E 27	220 / 240
		• 2 Fluorescenti / Fluorescent 20 W	E 26	110 / 120

Struttura
Frame



1 Rosone cromo lucido / Polished chrome ceiling plate

Diffusore
Diffuser



1 Esterno acciaio inox a specchio "Super Mirror", interno verniciato bianco / Outside "Super Mirror" stainless steel, inside white lacquered